


# National Cherry Blossom Festival

THE NATION'S GREATEST SPRINGTIME CELEBRATION™



## BLOSSOM KITE FESTIVAL 2025 KITEMAKERS COMPETITION

Saturday, March 29, 2025

(Rain Date: Sunday, March 30, 2025)



[nationalcherryblossomfestival.org](http://nationalcherryblossomfestival.org)

The National Cherry Blossom Festival invites public participation in the Blossom Kitemakers Competition held during the Blossom Kite Festival on Saturday, March 29, 2025 (Rain Date: Sunday, March 30, 2025) on the grounds of the Washington Monument. **ALL ARE WELCOME!** First-time and experienced kitemakers are encouraged to compete for a chance to win fabulous prizes.

## COMPETITION DETAILS

The festival includes several categories of competition for both youth and adults. Rules and procedures can be found on page 3 of this booklet, and onsite at the Registration Tent on the north side of the Competition and Demonstration field.

### ADULT COMPETITION

The adult kitemakers competitions will be held from 1:00 pm to 2:00 pm on the Competition and Demonstration field. To be eligible for this competition, all kites must be ***hand-made and flown by the kitemaker***.

#### Categories:

- Best in Show (Grand Prize)
- Greatest Visual Appeal
- Most Impressive Flight
- Most Original Design
- Best Craftsmanship

Additional awards may be presented as follows when there are at least 3 entrants in a category; if there are fewer entrants, the consensus of the judges will determine if the award should be given.

Flat Kite	Bowed Kite
Cellular Kite	Soft & Flexible Kites
Multi-Line Kites	Train Kites
Special Recognition	

Awards for the Adult Kitemakers Competition will be announced in the afternoon at the conclusion of the Blossom Kite Festival around 4:00 pm. Winners in each category will receive prizes.

### YOUTH COMPETITION

The youth kitemakers competitions will occur on the Family Field from 12:00 pm to 12:45 pm. Prior to the Competition, participating youth may practice flying on the Family Field from 10:45 to 11:45 am. Winners will be announced shortly after the competition and will receive prizes.

Youth 16 and over may enter the Adult Kitemakers Competition.

#### Categories:

- 11 & Under (1<sup>st</sup>, 2<sup>nd</sup>, 3<sup>rd</sup> Place) – Hand-made kites only, flown by the maker.  
*\*Please note: A small amount of adult assistance is permissible.*
- 12 – 15 (1<sup>st</sup>, 2<sup>nd</sup>, 3<sup>rd</sup> Place) – Hand-made kites only, flown by the maker.

**IMPORTANT:**

The use of glass coated kite string is prohibited on National Park Service property

**OFFICIAL COMPETITION RULES**

1. All kitemakers must **complete a registration form**, either online or onsite.
  2. **Enter only one kite into the Blossom Kitemakers Competition.** You must have made your kite and you must fly your own kite. Group entries are permissible if flown by members of the group making the kite. You may not enter kites or copies of kites that have won previous competitions at the Blossom Kite Festival or the Smithsonian Kite Festival.
    - a. **Adult kitemakers** are not permitted to enter kites that have been assembled from a kit or purchased.
    - b. **Youth kitemakers** may enter kites that have been assembled from a kit but may not enter kites that have been purchased. Most of the kite building must have been done by youth.
  3. **Wear appropriate protective clothing and footwear.**
  4. **Be on the Competition Field at your appointed heat time or notify a Competition judge if you are unable to compete when scheduled.** Judges may disqualify you if they cannot reschedule you or if your delay affects the overall Competition schedule.
  5. **Fly your kite at a minimum altitude of 100 feet for at least five minutes** to be eligible for a Competition award.
  6. **Stay within the Competition Field during the Competition.**
  7. **Follow all instructions of the Judges, Announcer, and Field Staff.**
  8. **Remove your Kite and line promptly from the Competition Field** after you are finished competing.
  9. **Ask for a Judge's permission to repair your kite during the Competition.**
  10. **File, if you feel that you have been improperly treated, a written protest to the Head Judge promptly after the incident that gives rise to the protest.** Your protest must be specific and must not disrupt the Competition in process. You will accept as final the Head Judge's decision on your protest.
  11. **Remain responsible for your own person and equipment before, during and after the Competition.** You release NCBF, its officers, directors, employees, successors in interest and affiliated entities from any liability for loss or damage related to the Competition.
  12. **Not a)** intentionally come into physical contact with opposing fliers, kites, or lines; **b)** disrupt the Competition; **c)** intentionally or unintentionally threaten the safety of other contestants or spectators; or **d)** seek to influence the judges.
- The Judges may disqualify you for these infractions or if they believe that you are being unsafe or unsportsmanlike.**
13. **Acknowledge that Judges will:**

a) Judge kites and present awards considering factors that may include, among other things, kite flight and handling, aesthetic visual appeal, originality, craftsmanship, and structural kite design, and award 1) first, second and third place in the Youth (11 & Under) and Youth (12 – 15) Kite Makers categories; 2) Best in Show (Grand Prize), 3) Greatest Visual Appeal, 4) Most Impressive Flight, 5) Most Original Design, 6) Best Craftmanship, and 7) Theme Award in the Adult Kite Makers category. **The winner of the previous year's Grand Prize is not eligible for this year's Grand Prize.**

b) May suspend Competition based on wind conditions and safety considerations.

c) Have the final decision in any disputes or awards.

**14. Indemnify and defend NCBF, its officers, directors, employees, successors in interest, and affiliated entities and Judges (each an "Indemnified Party") from and against any and all liabilities, losses, damages, claims, and expenses,** including reasonable legal fees, that may be incurred or suffered by one or more Indemnified Parties and arising out of third party claims related to your obligations under these Rules, or your breach of the Rules, unless such liability, loss, damage, claim or expense is attributable to the Indemnified Party's gross negligence or willful misconduct.

## REGISTRATION

Adults and youth that wish to participate in the Blossom Kitemakers Competition are encouraged to pre-register **here**. Pre-registration will close on Thursday, March 27, 2025.

If you miss pre-registration, an additional opportunity to register your kite will take place at the Blossom Kite Festival Registration Tent on the day of the event. Youth Competition registration is by the Family Field.

Hours of registration:	10:15 AM – 12:00 PM	Adult Kitemakers Competition
	10:15 AM – 11:45 AM	Youth Kitemakers Competition

## ABOUT THE 2025 BLOSSOM KITE FESTIVAL

Held on the grounds of the Washington Monument near **15<sup>th</sup> - 17<sup>th</sup> Street and Constitution Avenue NW** in Washington, DC, the Blossom Kite Festival is family-friendly, free, and open to the public. The Blossom Kite Festival is produced by the National Cherry Blossom Festival, Inc. with the assistance of a Kite Advisory Committee consisting of Jon Burkhardt, Jim Cosca, Val Deale, Paul Dugard, Chris Schultz, Cliff Quinn, and Maria Cosca-Cribbs. **A full schedule of Blossom Kite Festival events will be available at [nationalcherryblossomfestival.org](http://nationalcherryblossomfestival.org).**

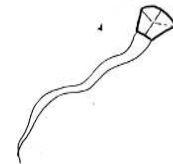


## KITE MAKING RESOURCES

Kite making information can be found through the American Kitefliers Association ([aka.kite.org](http://aka.kite.org)), Kitebuilder.com ([kitebuilder.com](http://kitebuilder.com)), and Drachen Foundation ([drachen.org](http://drachen.org)).

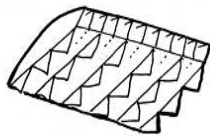
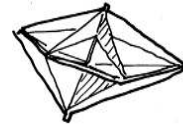
## TYPES OF KITES

**1. FLAT KITES:** When ready for flight, the kite is flat when laid on the ground. Flat kites are usually a simple geometrical shape, like a Diamond kite. Flat kites usually require tails for stability.

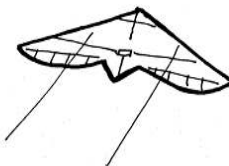


**2. BOWED KITES:** The kite's surface is bowed by use of a bowed spar. When ready for flight, the kite is bowed (not flat) when laid on the ground. Rokkakus are examples of bowed kites.

**3. CELLULAR AND DIMENSIONAL KITES:** These three dimensional kites use sails and spars to create a rigid frame. Box kites are examples of cellular and dimensional kites



**4. SOFT AND FLEXIBLE KITES (including Deltas):** These three dimensional kites depend on the force of the wind on the kite, not on a rigid frame, to give the kite its shape. These kites may change their shape depending on the force of the wind. Soft kites, like Parafoils, have no spars. Flexible or semi rigid kites, like Sled or Delta kites, incorporate spars with the spars going in one direction or one plane only.



**5. STUNT AND SPORT KITES:** These are kites that use more than one flying line to launch the kite into the air and to control its flight patterns. These kites are designed for the purpose of making high-performance maneuvers in flight, sometimes in kite ballets set to music.

**6. KITE TRAINS:** Trains are multiple kites of any shape or structure that are connected by lines to each other. Each member of the train need not be the same size and shape, but the entire flying structure should be a functional and visual sum of its individual parts.



**7. DELTA AND DELTA DERIVATIVES:** These kites often have triangular wings. They have spars on the leading edge of the wings, which can pivot on the spreader bar. A keel is usually used but is not always necessary.

